

## Ensuring you productive and powerful cleaning with green scope


SC8000 offers a more productive, powerful, and greener solution for scrubbing and wet sweeping of large areas – carried out in the most resource-saving and cost-effective way.

Productivity and efficiency is optimized through scrubbing and sweeping in one single pass, using the widest scrub deck on the market in its class.

Power and reliability have reached a new level thanks to the introduction of the superior Kubota 1.6L LP engine. While the green aspects of cleaning, including limited use of water and detergent, can be controlled to perfection using the Nilfisk Ecoflex system, guiding the operator in every situation.

The high efficiency and productivity make this machine suited for cleaning contractors, manufacturers, warehouses, parking garages, distribution centers, bus terminals, aircraft hangars, government & national accounts.

Now powerful scrubbing and sweeping are made greener.



Picture shown may not represent model quoted

- The widest counter rotating dual cylindrical scrub deck in its class increasing the efficiency.
- Time-saving high volume tanks of 380 litres to enable cleaning of more than 9.200 m<sup>2</sup> without refill.
- Safe and easy operation with One-Touch<sup>TM</sup> control panel, front steering system and clear-View<sup>TM</sup> design providing an excellent view of the floor.
- Environmental friendly for both operator and surroundings with DustGuard<sup>TM</sup> misting system improving the dust free cleaning.
- Kubota powered engine means superior reliability with gear driven valve train.
- Reduced maintenance costs as there is no downtime due to repair of belts or chains on the engine.
- Ecoflex system guiding the user to a greener and more cost-effective cleaning mode, limiting the use of water and detergent.

● Standard equipment

Included accessories	Ref. no.	Min. required	SC8000 1300 LPG	SC8000 1300 D	SC8000 1600 LPG
<b>Side Broom</b>					
BROOM POLY SIDE	56462252	2	•	•	
<b>Deck Blade</b>					
BLADE KIT MAIN SCRUB-LINATEX	56111206	1	•	•	•
BLADE KIT-RT SCRUB-LINATEX	56111635	1			•
<b>Squeegee Blade</b>					
BLADE KIT-SQGEE-LINATEX-H	56111650	1	•	•	•
BLADE-SQGEE-LINATEX-RR-H	56413642	1	•	•	•
<b>Light Option</b>					
KIT WARNING BEACON	56110907	1	•	•	•
<b>Other</b>					
BACK UP ALARM KIT	56305519	1	•	•	•
LEFT SIDE BROOM WITH MISTING K	56111670	1			•



## Ensuring you productive and powerful cleaning with green scope

Model	SC8000 1300 LPG	SC8000 1300 D	SC8000 1600 LPG
Ref. no.	56108124	56108125	56108126

## PRODUCT FEATURES

Adjustable steering and seat	•	•	•
Tip out recovery tank	•	•	•
Headlights and tail lights	•	•	•
Automatic squeegee lift in reverse	•	•	•
Power steering	•	•	•
Horn	•	•	•
Cylindrical deck: 2 brushes	•	•	•
Misting system	•	•	
Dual sweep units	•	•	•
Right scrub unit			•
Debris tray	•	•	•
Squeegee	•	•	•




Technical specifications	SC8000 1300 LPG	SC8000 1300 D	SC8000 1600 LPG
Power source	LPG	Diesel	LPG
Motorbrand	KUBOTA	KUBOTA	KUBOTA
Motor type	4 CYL., 55 Hp, 1.6L	4 CYL., 37.5 Hp 1.5L	4 CYL., 55 Hp, 1.6L
Max. speed (km/h)	13	13	13
Airflow (l/sec.)	170	170	170
Vacuum (kPa)	10.3	10.3	10.3
Sound pressure level at 1.5 m (dB(A) ISO 3744)	84	83	84
Productivity theoretical/actual (m <sup>2</sup> /h)	15860/11100	15860/11100	19760/13830
Sweeping width (mm)	1570	1570	1520
Scrubbing width (mm)	1220	1220	1520
Min. turn-around aisle width (cm)	302	302	330
Max. climbing rate (%)	16	16	16
Max. working climbing rate (%)	12	12	12
Water flow (l/m)	7.0/16.0	7.0/16.0	7.0/16.0
Fuel tank (l)	-	48	-
Solution/recovery tank (l)	380/380	380/380	380/380
Hopper volume (l)	42	42	42
Squeegee width (mm)	1520	1520	1520
Brush/pad diameter (mm)	280x1220	280x1220	280x1220
Brush pressure (kg)	55/110/180	55/110/180	55/110/180
Brush speed (RPM)	470	470	470



Ensuring you productive and powerful cleaning with green scope

Technical specifications	SC8000 1300 LPG	SC8000 1300 D	SC8000 1600 LPG
Brush quantity and type	2 Cylindrical	2 Cylindrical	2 Cylindrical
Side broom diameter (mm)	510	510	-
Right scrub brush pressure (kg)	-	-	34/45/63
Right scrub brush speed (RPM)	-	-	180
Right scrub brush size (mm)	-	-	410
Length x width x height (mm)	2540x1420x1470	2540x1420x1470	2540x1670x1470
Weight (kg)	1350	1350	1454
Gross weight (gvw) (kg)	1730	1730	1834

● Standard equipment, ○ Supplementary accessories, □ Mountable equipment

Accessories		Ref. no.	Min. required	SC8000 1300 LPG	SC8000 1300 D	SC8000 1600 LPG
<b>Brush Cylindrical</b>						
	BRUSH CYL 48 DYNA GRIT 80	56110012	2	○	○	○
	BRUSH CYL 48 MIDLITE 180	56110013	2	○	○	○
	BRUSH CYL 48 PROLENE	56110011	2	○	○	○
<b>Guard Option</b>						
	FOOT GUARD KIT	56111873	1	□	□	□
	OVERHEAD GUARD CANOPY KIT	56111267	1	□	□	□
	OVERHEAD GUARD KIT	56110300	1	□	□	□
	REAR BUMPER KIT	56111107	1	□	□	□
	ROLLER BUMPER KIT	56111848	1	□	□	□
<b>Other</b>						
	ARM REST LH & RH	7-03-04249	1	□	□	□
	ARM REST RH ONLY	7-03-04250	1	□	□	□
	BACK UP ALARM KIT	56305519	1	●	●	●
	DELUXE SEAT KIT	56111535	1	□	□	□
	DRAIN HOSE EXTENSION 11.5FT 3.5M	56601410	1	○	○	○
	EXTENDED SCRUB KIT	56111259	1	□	□	□
	FIRE EXTINGUISHER KIT	56510605	0	□	□	□
	KIT - DEBRIS TRAY	56111607	1	□	□	□
	KIT WASH HOSE	56111346	1	□	□	□



## Ensuring you productive and powerful cleaning with green scope

Accessories		Ref. no.	Min. required	SC8000 1300 LPG	SC8000 1300 D	SC8000 1600 LPG
	LEFT SIDE BROOM WITH MISTING K	56111670	1			•
	RECOVERY TANK CLEAN OUT KIT	56111280	1	□	□	□
	SOLUTION FULL SHUTOFF KIT	56305896	1	□	□	□
	VAC WAND KIT	56110730	1	□	□	□
	WHEEL URETHANE 18 X 6	56111811	1	□	□	□
<b>Light Option</b>						
	BRAKE/SIGNAL LIGHT KIT	56111317	1	□	□	□
	KIT WARNING BEACON	56110907	1	•	•	•
	OVERHEAD GUARD BEACON KIT	56111265	1	□	□	□
<b>Squeegee Blade</b>						
	BLADE KIT SQUEEGEE-POLYURETHAN	56111203	1	○	○	○
	BLADE KIT-SQGEE-LINATEX-H	56111650	1	•	•	•
	BLADE KIT-SQUEEG GUM RUBBER H	56111652	1	○	○	○
	BLADE REAR SQ PU H 63	56111205	1	○	○	○
	BLADE SQUEEGEE GUM RR H	56413710	1	○	○	○
	BLADE-SQGEE-LINATEX-RR-H	56413642	1	•	•	•
<b>Deck Blade</b>						
	BLADE KIT MAIN SCRUB-GUM RUB	56111207	1	○	○	○
	BLADE KIT MAIN SCRUB-LINATEX	56111206	1	•	•	•
	BLADE KIT MAIN SCRUB-POLYURETH	56111210	1	○	○	○
	BLADE KIT OPT SCRUB PU	56111637	1			○
	BLADE KIT-RT SCRUB-GUM	56111636	1			○
	BLADE KIT-RT SCRUB-LINATEX	56111635	1			•
<b>Side Broom</b>						
	BROOM POLY SIDE	56462252	2	•	•	
	BROOM SIDE H. DUTY	56477812	2	□	□	
	BROOM-SIDE WHITE CRIMPED	56505629	2	□	□	
<b>Disc Brush 410 mm</b>						
	DISC BRUSH-16 DYNAGRIT 3 LUG	56505832	1			○
	DISC BRUSH-16 MIDLITE 3 LUG	56505838	1			○
	DISC BRUSH-16 PROLENE 3 LUG	56505834	1			○
<b>Ecoflex System</b>						
	ECOFLEX CHEMICAL KIT EU	56108131	1	□	□	□

